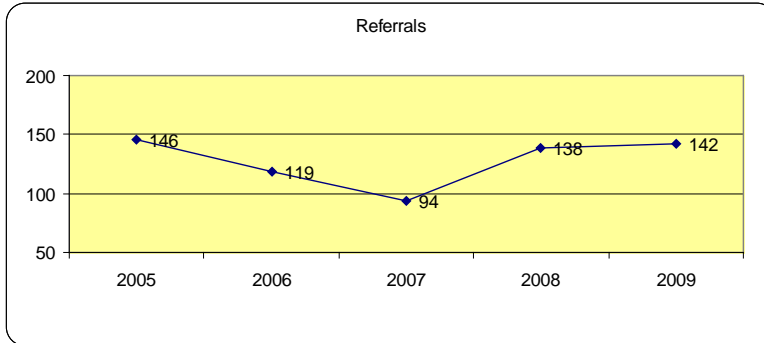
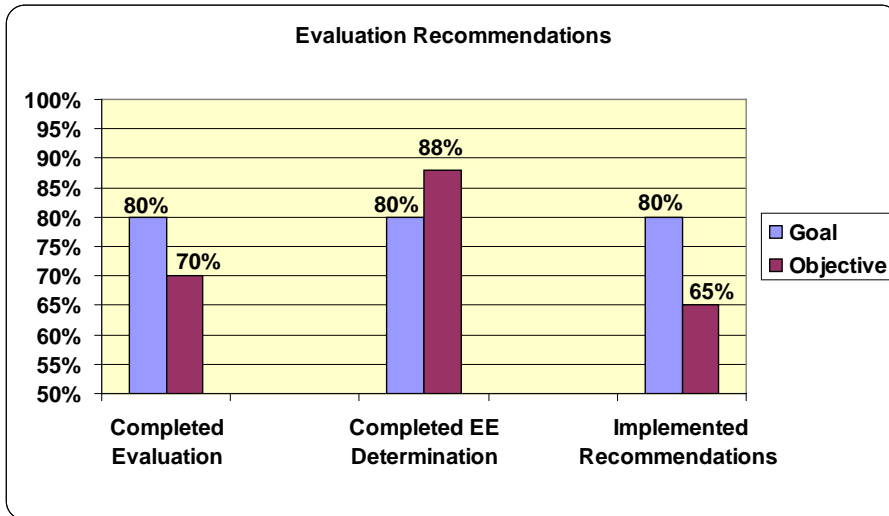


Program Management Report 2009

The Occupational Training Center of Burlington County received 142 referrals for workshop services during 2009. Ninety-five percent of the referrals were received from the Division of Vocation Rehabilitation and five percent were from local school districts.



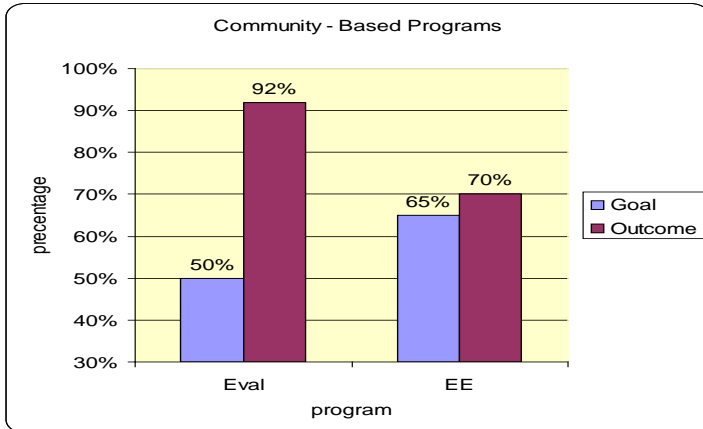
(Evaluation data includes information on EE Determination, Nish Skills Training and Pre-Vocational Evaluation) One hundred percent of the individuals in Evaluation were informed of their program options, which met the goal of one hundred percent. It is the goal of Evaluation to



have at least eighty percent of the Consumers who start the program complete it. Of the consumers completing the program the goal is set for eighty percent to implement the recommendations made in Evaluation and EE Determination. During 2009 seventy

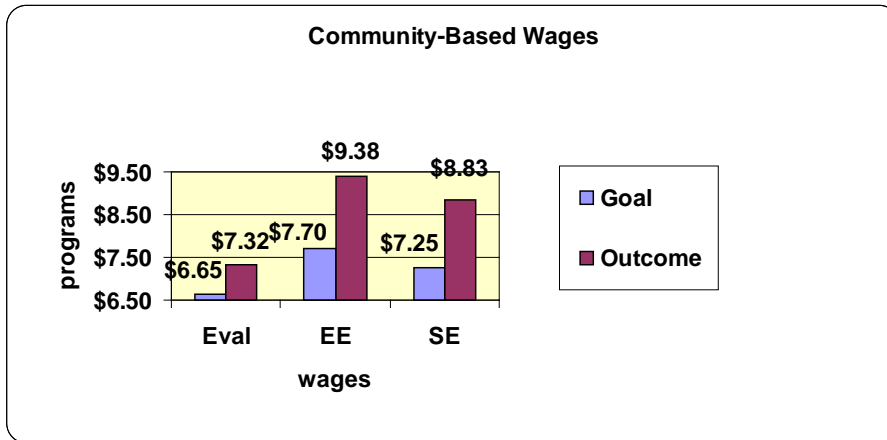
percent of the individuals completed Evaluation which is eighty-eight percent of the goal. Eighty-eight percent of the individuals in EE Determination completed their program which was one hundred and ten percent of the goal. Sixty-five percent of the consumers receiving Evaluation and EE Determination services implemented the Evaluation recommendations. Ninety-nine percent completed their program within the authorized time frame. This surpassed the goal of ninety percent. Ninety - nine percent of the individuals completing the Evaluation program understood the results of their Evaluation. This exceeded the goal of ninety - five percent.

Participation in a community-based program and all wages are measured quarterly. This report reflects the annual average of that data.



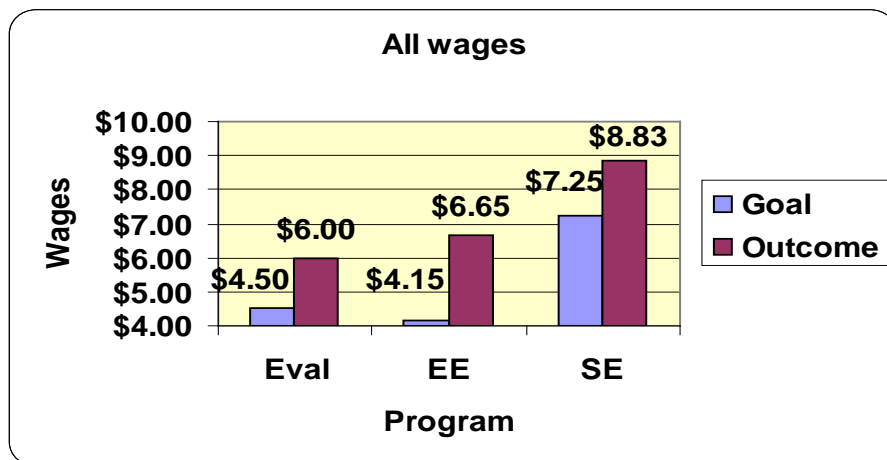
The goal of Evaluation is to service fifty percent and Extended Employment to service sixty – five percent of the consumers in community-based programs. This goal was exceeded in both programs. Individuals are served in the community-based programs if they are interested in and would benefit from the program. A strong emphasis is placed on

providing the supports needed to ensure successful placement.

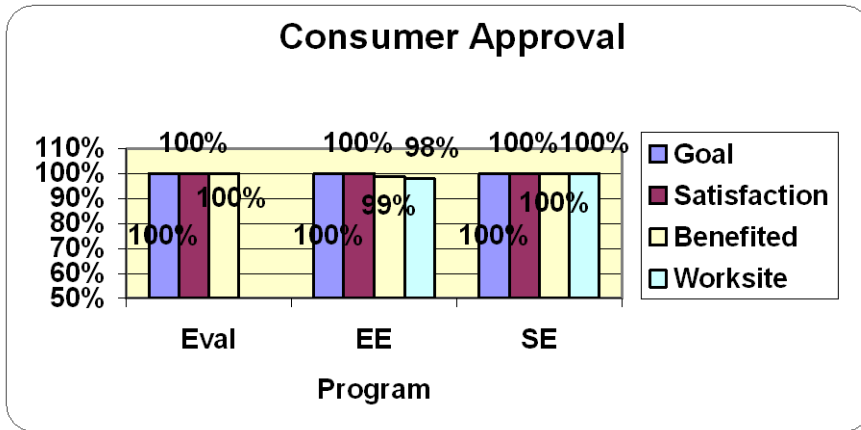


All programs exceeded the wage's goal for Community - based programs. The wages for all consumers in both facility-based and

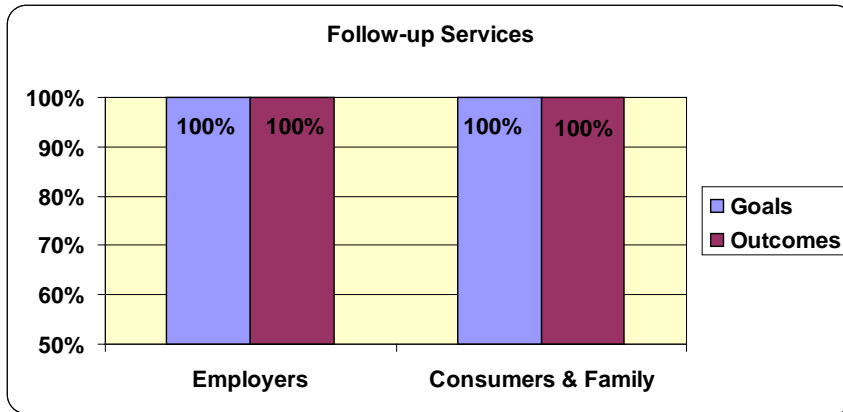
community-based programs exceeded the goals set for Evaluation and EE and Supported employment.



Consumer satisfaction is measured through surveys once a year. All vocational programs exceeded the goals of consumers being satisfied with the services they received and feeling they are benefiting from their program. The goal was also exceeded for the percentage of consumers who like their worksite. (The goal for consumers who liked their worksite was not measured in Work Adjustment Training.)



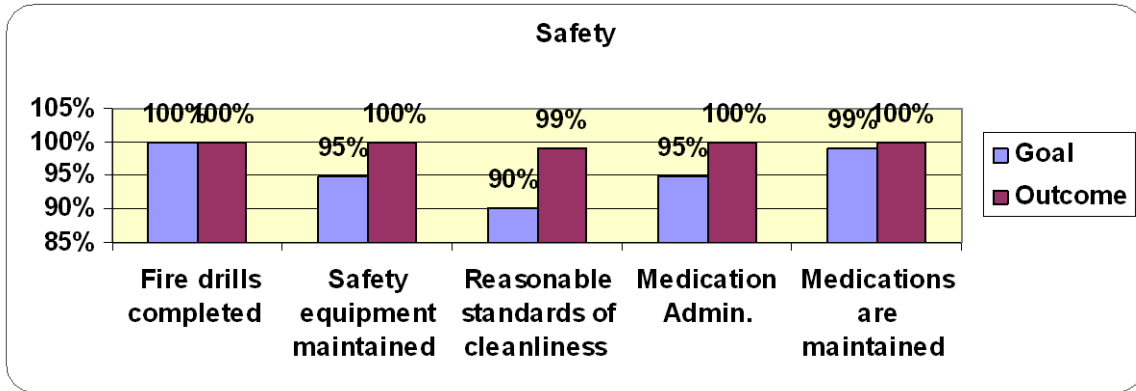
One hundred percent of the consumers in Extended Employment and Supported Employment participated in the development of their plans. This surpassed the goal of ninety percent.



Supported Employment staff are required to meet with the individual twice a month and their family/provider and employer once a month. One hundred percent of the goal was met. These goals are measured

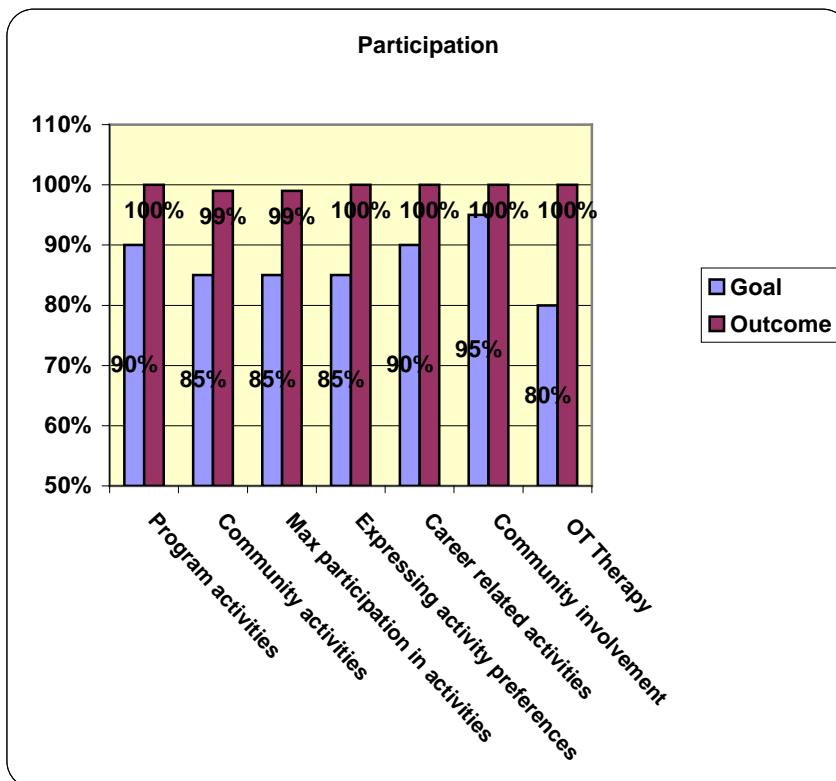
quarterly.

Adult Training Services (ATS)



ATS refers to our Adult Training Centers and Crew Labor program. All consumers are surveyed once a year, at the time of their annual IHP (Individual Habilitation Plan) meeting. Quality control reviews are conducted quarterly.

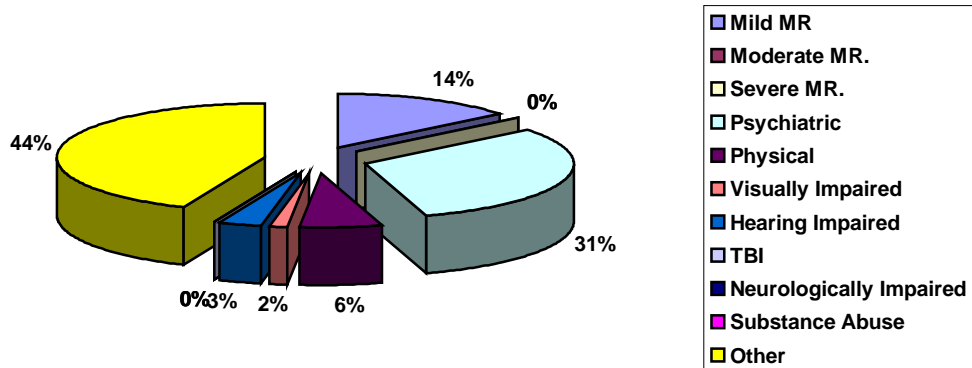
The ATS continued to maintained a high level of safety during 2009. One hundred percent of the goal was met for completing fire drills as per the Division of Developmental Disabilities standards; The ATS programs met or exceeded their goals of maintaining safety equipment and medications and having reasonable standards of cleanliness.



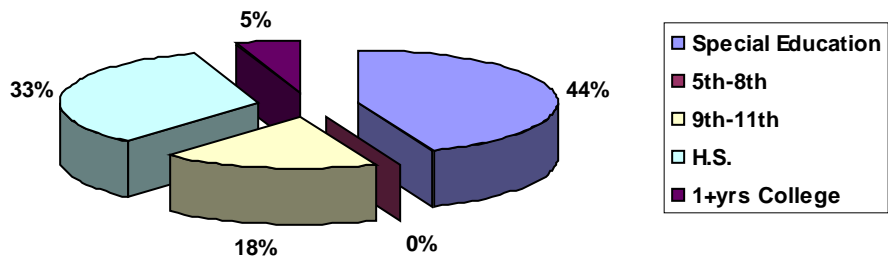
The ATS exceeded their participation goals of maximizing participation in program, and vocational activities. Community involvement and participation in OT/PT and Speech therapy were also measured and these goals were also exceeded.

Demographics (Individuals entering Vocational Services)

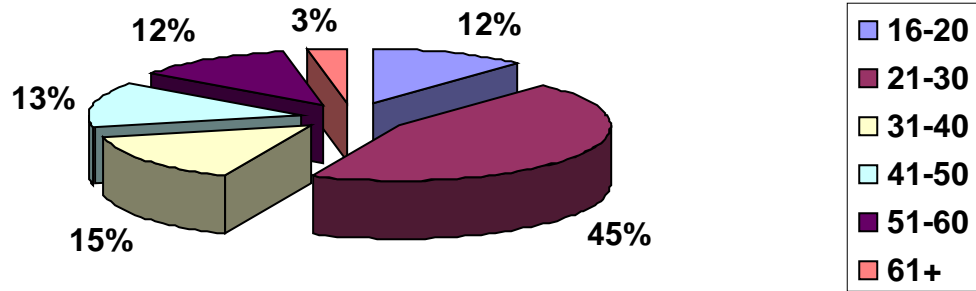
Disabilities



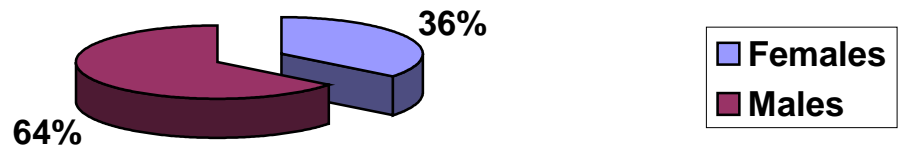
Education



Ages



Sex



Disabilities of individuals in Extended Employment

